

221e<sup>∞</sup>

Intelligent  
Precision  
Sensing



Precision Matters: Ensure Your Product's Feasibility, Differentiation,  
and Time to Market With the Most Accurate Sensor Fusion Software



# Inaccurate Sensing Is a **Disaster** for Your Product

## Sensing Inaccuracies

- Wrong Orientation Estimation
- Large Drifts & Errors
- Magnetic Disturbances

Inaccuracy Jeopardizes Your Product Feasibility.

## Lack of Tech Support

- Steep Learning Curve
- Long Troubleshooting & Debug
- Complex Embedded Integration

The Required Competences aren't Easy to Come by.

## Effects on Your Product

- Feasibility Risks
- Lower Quality
- Longer Time to Market

**You Need Top Sensor Fusion Skills, Your Schedule and Value are at Risk.**

# Accuracy is crucial for your Motion Sensing Product



## Precision Sensor Fusion Enables Your Differentiation

- Highest accuracy for 6/9-axis IMU/AHRS
- Adaptive operating condition logic
- Superb extended Kalman filter
- Low power and footprint
- Automatic calibration



Exceptional Accuracy



Consistent Results

## Focus on Your Application, We'll Handle the Tech

- Overcome highly technical challenges
- Answer all the tough questions
- Meet tight deadlines
- Customization service
- Up to 46% more cost effective



Top Notch Support



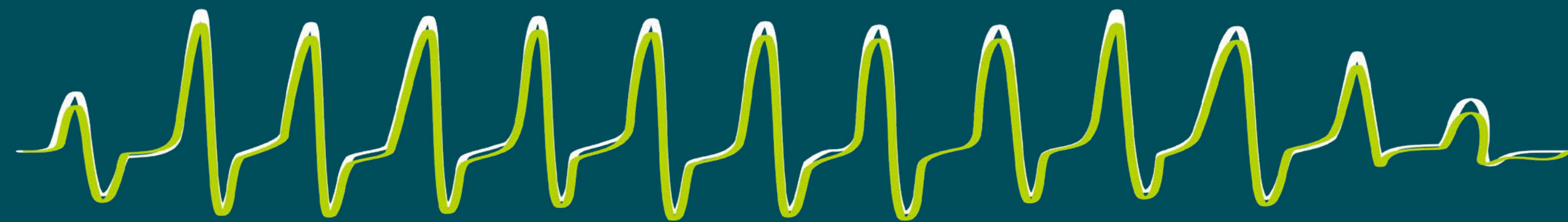
Cost Advantage



Your Trusted  
Inertial Sensor Fusion **Partner**

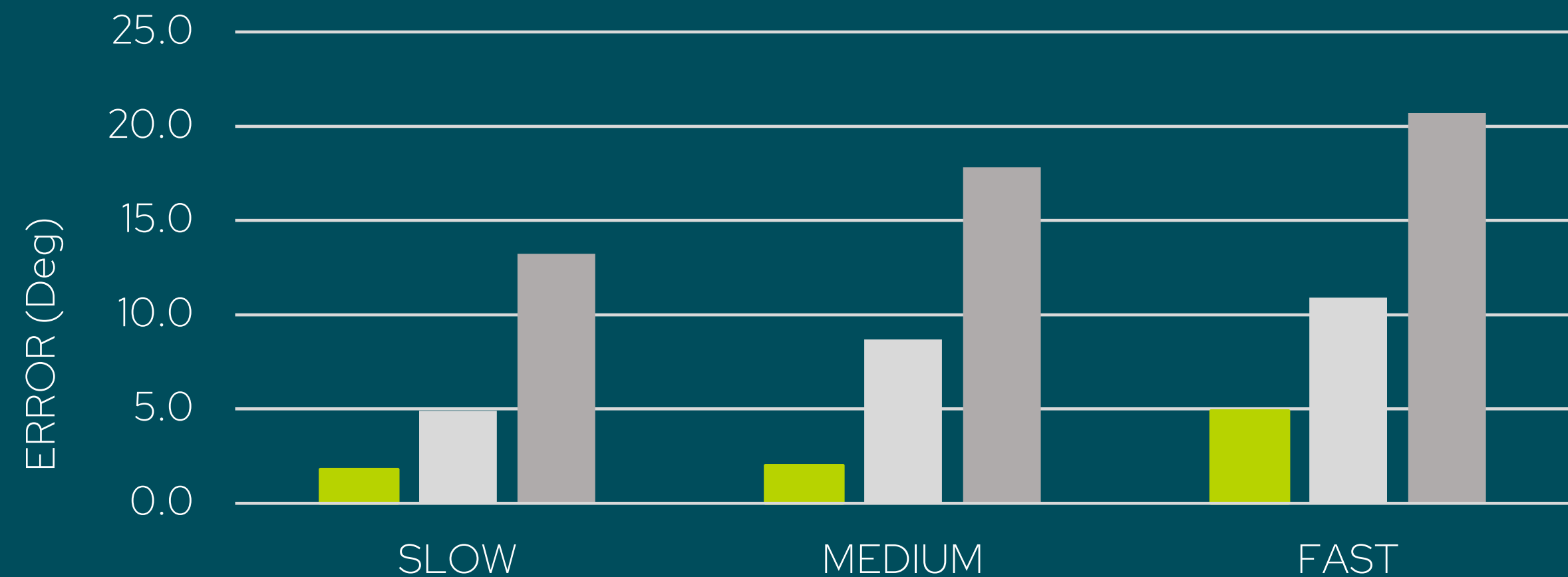
# MPE™ - Motion Processing Engine

Affordable Premium Performance



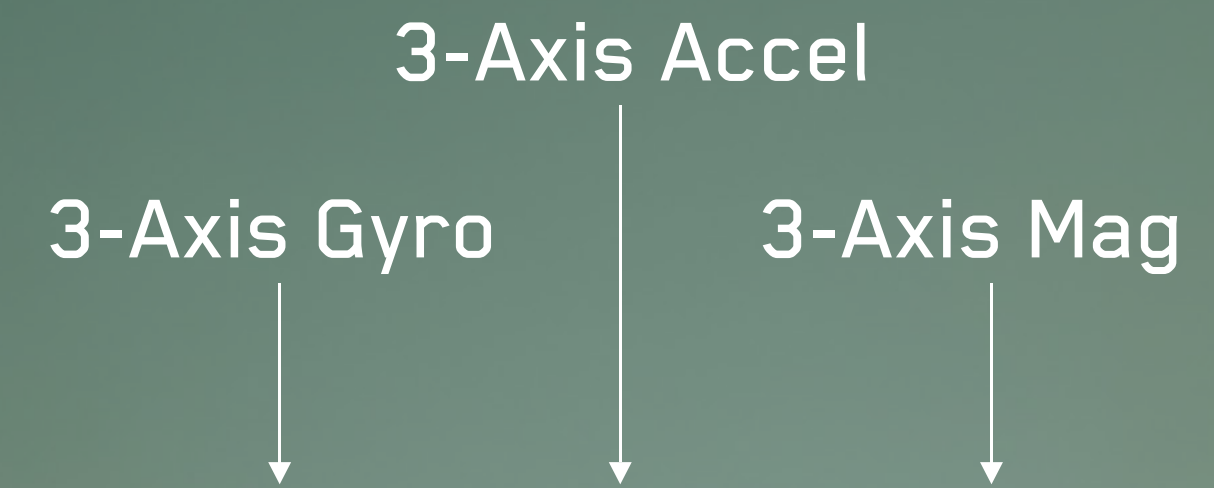
■ MPE ■ Competitor

MPE Embedded Software vs Optical Ground Truth



■ MPE ■ Competitor ■ Open Source

IMU Performance Benchmarks: MPE vs Competitors  
(The lower the better!)



Sensor Fusion

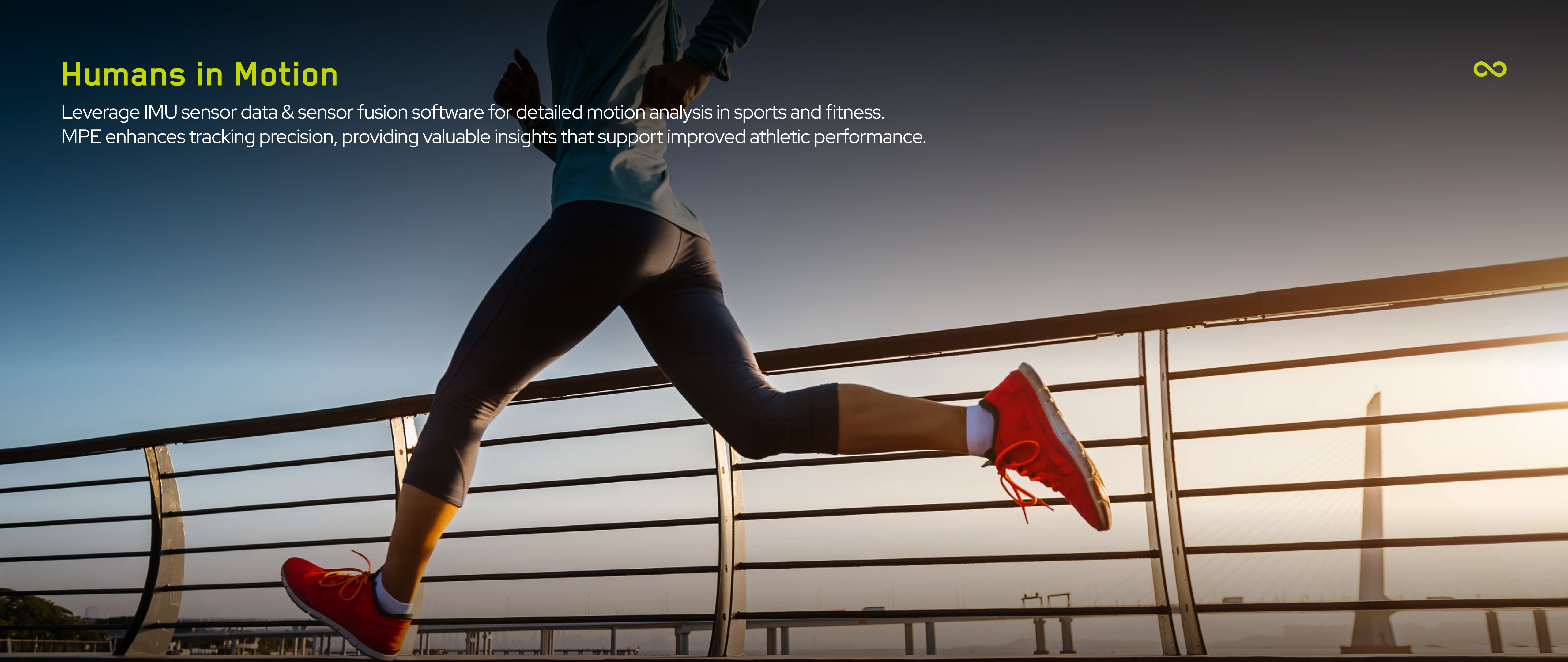
Attitude



Originally designed for life-saving applications with zero room for error, MPE delivers the highest accuracy for any motion-sensing product

# Humans in Motion

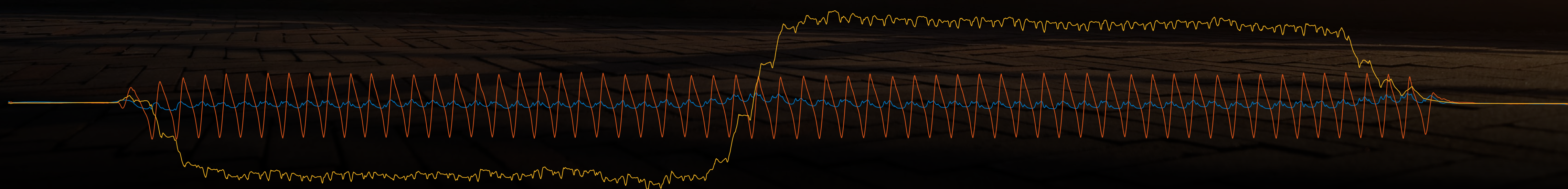
Leverage IMU sensor data & sensor fusion software for detailed motion analysis in sports and fitness. MPE enhances tracking precision, providing valuable insights that support improved athletic performance.



Roll

Pitch

Yaw

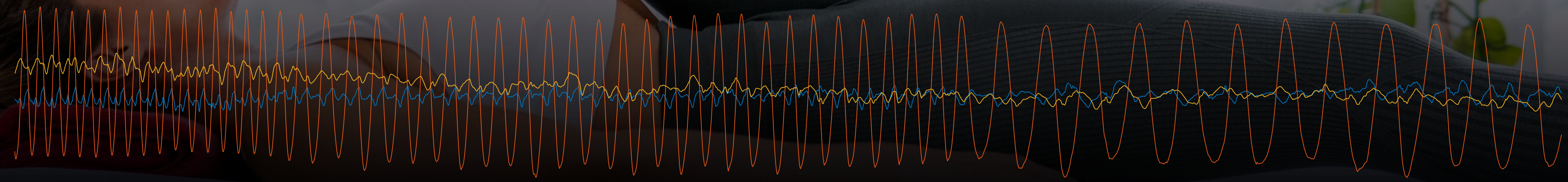


# Humans in Motion



MPE, combined with IMU data, enables comprehensive analysis of patients' movement metrics such as gait, posture and overall mobility. This synergy provides decisive insights for enhanced patient monitoring and better rehabilitation results.

Roll  
Pitch  
Yaw



# Humans in Motion



MPE delivers smooth, precise tracking of body movements, enabling a more immersive and interactive VR experience. By capturing real-time motion and accurately aligning virtual actions with physical ones, it significantly enhances realism in virtual environments.



Roll  
Pitch  
Yaw

# Things in Motion



Enhances robotic perception through real-time sensor fusion and analytics, improving operational accuracy.

Data provided by MPE about motion patterns serve as the foundation for continuous monitoring, safeguarding equipment and reducing downtime.



Roll

Pitch

Yaw





# Things in Motion



Advanced sensing capabilities driven by integrating real-time data from multiple sensors.

MPE delivers insights that enhance vehicle safety, optimize driving performance, and support critical systems such as stability control and autonomous driving.

Roll

Pitch

Yaw

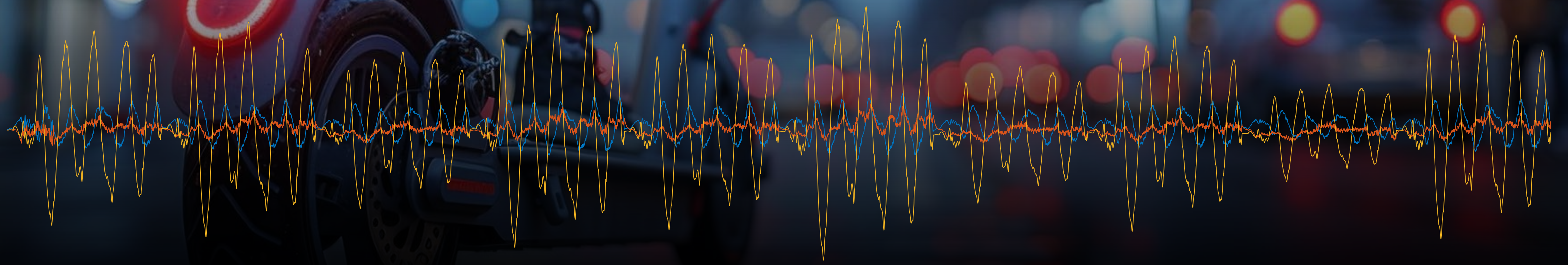


# Things in Motion



Enhances rider safety by processing real-time sensor data for advanced collision detection and impact monitoring. MPE creates a cohesive and precise understanding of motion & position, that is leveraged to optimize safety features.

Roll  
Pitch  
Yaw



# MPE™ - Motion Processing Engine

**Performance** – Superior robustness, accuracy and repeatability for any motion-sensing product.

**Versatility** – Developed for a wide range of applications, available as a software library license.

**Ease of integration** – Effortless implementation for smooth deployment in any environment.

**Optimization** – Engineered to run on low-power devices without compromising precision.

MPE_SetSamplingTime	Define the sampling frequency of data sampled.
MPE_SetGyroscopeNoiseThreshold	Initialize and compute gyroscope bias.
MPE_SetAXLCalibrationParameters	Set scale factor and calibrate accelerometer.
MPE_SetGYRCalibrationParameters	Set scale factor and calibrate gyroscope.
MPE_SetMAGCalibrationParameters	Set scale factor and calibrate magnetometer.
MPE_Init	Set the configuration and initialize the filter parameters and internal variables.
MPE_Update_6DOF or MPE_Update_9DOF	Run the core functions of the logic to compute orientation.
MPE_GetOrientationQuaternion	Return the current orientation in quaternion form.
MPE_GetEulerAnglesFromQuaternion	Convert orientation from quaternion to Euler angles representation.

---

Flash memory occupation	47.7 KB
RAM memory occupation	19.9 KB
Timing [clock hits]	Average: 10278, Maximum: 10506
Timing @64MHz [ms]	Average: 0.161, Maximum: 0.164



Plug & Play – Hardware-agnostic static C library integrated with 3 lines of code

## About Us



221e is a leading global supplier of intelligent precision sensing solutions for smart devices. Our hardware platforms and AI-powered sensor fusion algorithms provide exceptional accuracy and consistent results alongside significant cost advantages. Since 2012, we have delivered innovative sensing solutions to power a wide variety of products, including wearables, IoT devices and automotive applications. For over a decade of field testing and scientific research, 221e's advanced sensing technologies have been continuously refined to meet the accuracy requirements of the most demanding applications.

## Company

**Founded:** 2012  
**Offices:** Padova, Bergamo, Treviso, Tel Aviv

**E-mail:** [info@221e.com](mailto:info@221e.com)  
**Telephone:** +39 348 8653415

Experience a new standard in motion sensing accuracy and reliability. Schedule a demo now to see how MPE can enhance your product.

[SCHEDULE A DEMO](#)

[www.221e.com](http://www.221e.com)